





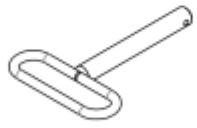


Standard table

N0	Schematic Diagram	Quantity	N0	Schematic Diagram	Quantity
1	M12 × 90 bolt,nut,washer 	2	2	M10 × 25 bolt,washer 	2
3	Ø24XØ18XØ12 bearing 	4	4	Ø70*Ø48*10 Buffer gasket 	2
5	50*50 Damping block 	2	6	Ø3 × 60 Wave bolt 	4
7		4			

